




# A6 Portrait

(105mm x 148.5mm)

	<p><b>Bleed Area:</b> The bleed area extends out 3mm from the edge of your finished document. All images or colour that print to the edge of your document should be extended into this area to avoid the chance of any white lines appearing. Do not place any content that you wish to appear in your document in this area as it will be trimmed off.</p>
	<p><b>Non Text Area:</b> Avoid putting any text 3mm from the edge of the document. Text placed in this area will run very close to the edge of the document and could possibly get trimmed off. If possible also avoid using any thin borders in this area as you may get inconsistent thickness.</p>
	<p><b>Trim Area:</b> This is the finished size of your document. Anything placed outside of this area will be trimmed off.</p>

**printed.com**  
click print deliver